

# F9 Series

## All Welded Check Valve

aerospace  
climate control  
electromechanical  
filtration  
fluid & gas handling  
hydraulics  
pneumatics  
process control  
sealing & shielding

### Performance and Cost Savings:

Veriflo Division presents the F9 Series Check Valve, a high purity, all welded check valve, featuring a patented asymmetric spring design for a consistently quiet operation.

The F9 Series Check Valve offers high  $C_v$  (up to  $C_v = 0.90$ ) in a small footprint to conserve much needed panel space.

Its two seal materials achieve compatibility with all semiconductor gases, reducing inventory requirements.



### Contact Information:

Parker Hannifin Corporation  
Veriflo Division  
250 Canal Blvd.  
Richmond, California 94804

phone 510 235 9590  
fax 510 232 7396  
veriflo.sales@parker.com

[www.parker.com/veriflo](http://www.parker.com/veriflo)



### Product Features:

- Noise free operation with the patented asymmetric spring design.
- Reduced footprint with welded design.
- Two seal offering to meet all semi gas compatibility requirements.
- Class 100 clean room assembled and packaged.
- Electro polish (EP) version for Ultra High Purity applications available.
- VeriClean™ 316L Stainless Steel enhances electropolishing and corrosion resistance.

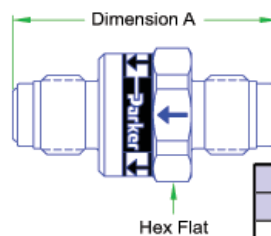
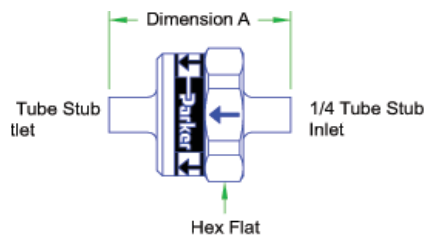
ENGINEERING YOUR SUCCESS.

# F9 Check Valve Specifications

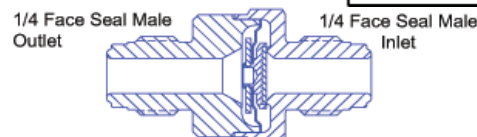
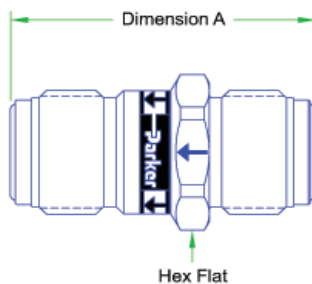
Materials of Construction		Functional Performance	
Body	VeriClean™ 316L Stainless Steel,	<b>Flow Capacity*</b>	
Spring	Elgiloy® or equivalent	1/4" Tube Stub	$C_v = .45 (X_T 0.89)$
Seal	Fluorocarbon (FKM),	1/4" & 1/2" Face Seal	$C_v = .90 (X_T 0.78)$
	Perfluoroelastomer (FFKM)*	3/8" & 1/2" Tube Stub	$C_v = .90 (X_T 0.78)$
Poppet	316L Stainless Steel	* Flow curves available. Please contact factory.	
Stop	316L Stainless Steel	<b>Maximum Leakage:</b>	
* Contact factory for seat material and bonding agent MSDS <sup>1</sup>		External	$1 \times 10^{-9}$ scc/sec He
<b>Operating Conditions</b>		Across the seat	Bubble Tight
Fluorocarbon Elastomer (FKM) Pressure:		<b>Standard Connections</b>	
Maximum Operating	3000 psig (206 barg),	Tube Stub or Face Seal Male	
Maximum Back	3000 psig (206 barg)	<b>Internal Volume</b>	
Cracking	$\leq 2$ psig (0.13 barg)	1/4" Face Seal Male	0.14 cubic inch (2.29 cc)
Reset	$\leq 2$ psig (0.13 barg)	<b>Surface Finish</b>	
Perfluoroelastomer (FFKM) Pressure:		EP	7 Ra Electropolished (blue label)
Maximum Operating	1000 psig (68 barg),	Omit	10 Ra (gold label)
Maximum Back	1000 psig (68 barg)	<b>Approx. Weight</b>	
Cracking	$\leq 2$ psig (0.13 barg)	0.07 lbs. (1.2 oz.) - 1/4" Tube Stub	
Reset	$\leq 2$ psig (0.13 barg)	0.15 lbs. (2.4 oz.) - 1/4" Face Seal	
Temperature:	-10°F to 150°F (-23°C to 66°C)		

<sup>1</sup>The user is solely responsible for selecting and assuming that the product and materials of constructions are compatible with the process fluid.

## DIMENSIONAL DRAWING

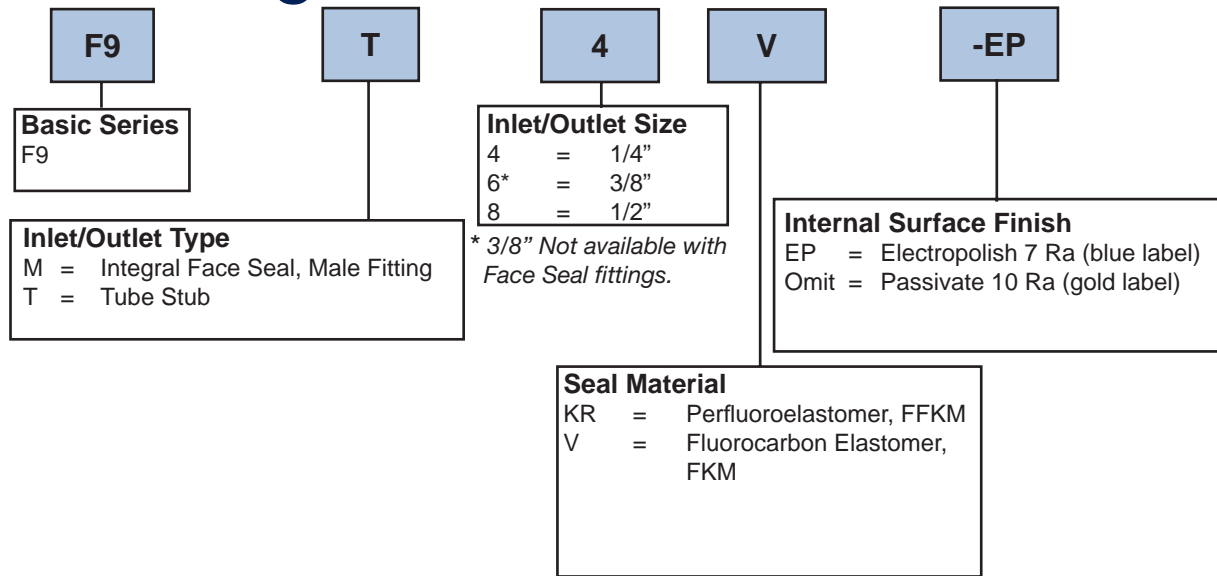


End Connections		Dimensions, in. (mm)	
Type	Size	A	Hex
Integral Face Seal Male Fitting	1/4"	1.80 (45.7)	7/8
	1/2"	2.06 (52.3)	1.0
Tube Stub	1/4"	1.24 (31.5)	7/8
	3/8"	1.24 (31.5)	7/8
	1/2"	1.24 (31.5)	7/8



**Safety Guide and Installation and Operating instructions available at**  
[www.parker.com/veriflo](http://www.parker.com/veriflo)

# Ordering Information



## OFFER OF SALE:

The items described in this document are hereby offered for sale by Parker-Hannifin Corporation, its subsidiaries or its authorized distributors. This offer and its acceptance are governed by the provisions stated in the detailed "Offer of Sale" elsewhere in this document or available at [www.parker.com/veriflo](http://www.parker.com/veriflo)

## WARNING USER RESPONSIBILITY

FAILURE OR IMPROPER SELECTION OR IMPROPER USE OF THE PRODUCTS DESCRIBED HEREIN OR RELATED ITEMS CAN CAUSE DEATH, PERSONAL INJURY AND PROPERTY DAMAGE.

This document and other information from Parker-Hannifin Corporation, its subsidiaries and authorized distributors provide product or system options for further investigation by users having technical expertise.

The user, through its own analysis and testing, is solely responsible for making the final selection of the system and components and assuring that all performance, endurance, maintenance, safety and warning requirements of the application are met. The user must analyze all aspects of the application, follow applicable industry standards, and follow the information concerning the product in the current product catalog and in any other materials provided from Parker or its subsidiaries or authorized distributors.

To the extent that Parker or its subsidiaries or authorized distributors provide component or system options based upon data or specifications provided by the user, the user is responsible for determining that such data and specifications are suitable and sufficient for all applications and reasonably foreseeable uses of the components or systems.



ENGINEERING YOUR SUCCESS.